



Scottish Rowing Membership How to Guide

Updated: March 2026

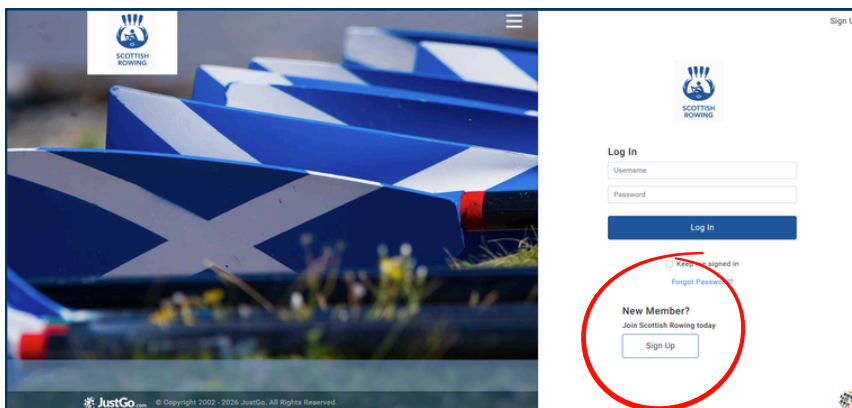
Content

01. Creating an Account	Page 1.
02. Purchasing a Membership	Page 3.
03. Setting up a Family	Page 4.
04. Competing as a Non-Scot in Scotland	Page 5.
05. Accessing Rewards	Page 6.
06. Support	Page 7.

Creating an Account

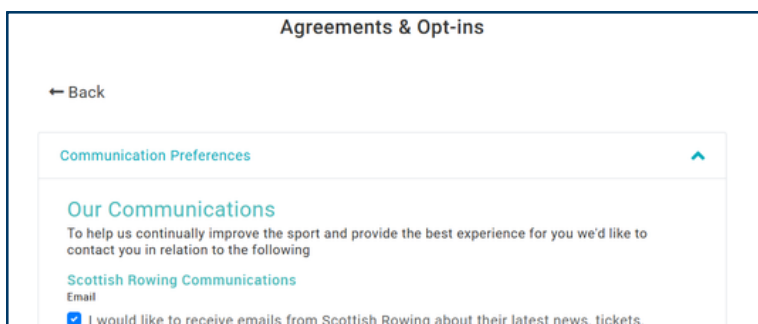
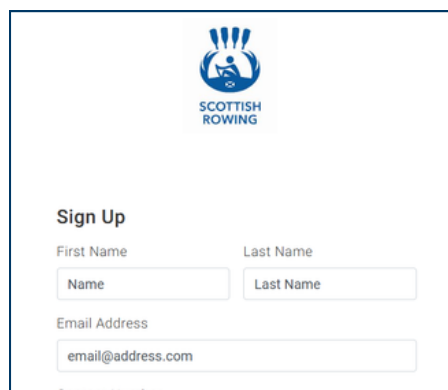
To begin setting up your account first go to <https://scottishrowing.justgo.com/>

Top Tip: For the best experience, we recommend using the membership system on a computer or laptop, as some features may not display optimally on mobile devices.

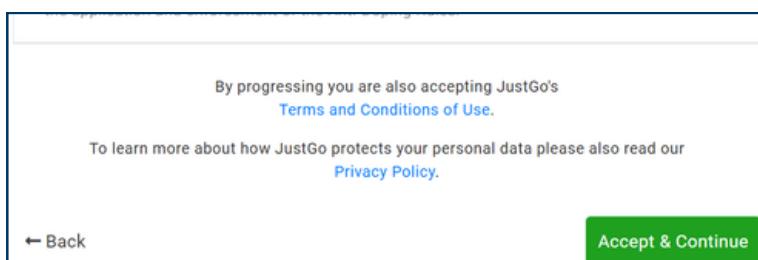


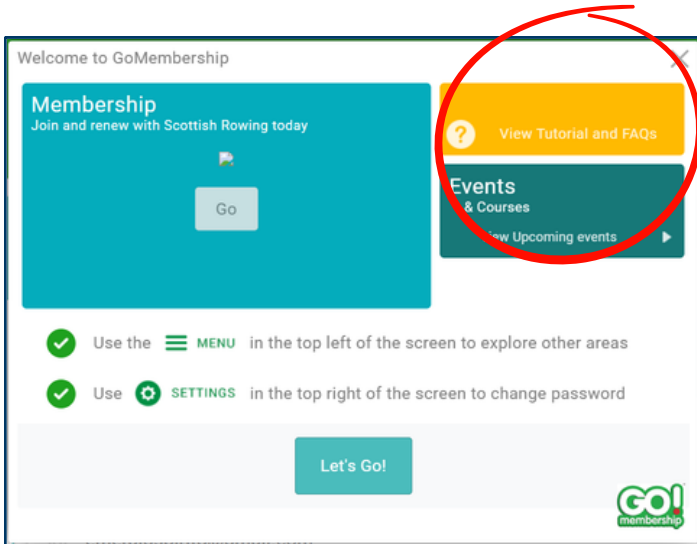
Select the 'Sign Up' button at the bottom to begin

Once in you will be met with a detail input screen, ensure you fill in all of your details correctly.



After your details are filled in you will be met with the opt in options and the privacy statement, ensure you read through this before accepting.



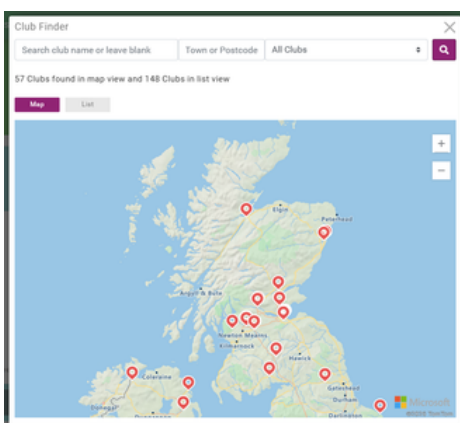
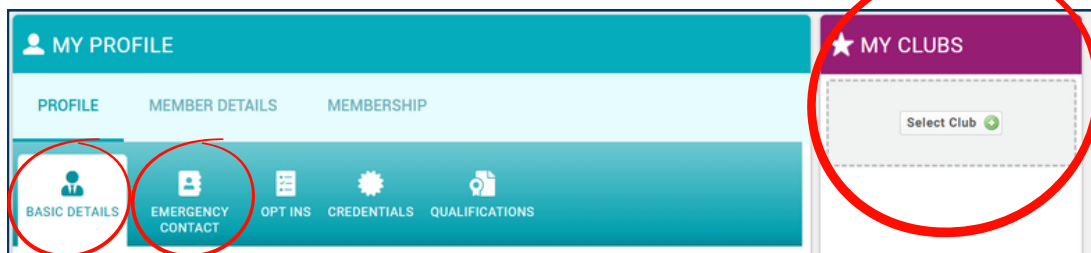


Once accepted you will be taken into the main area of JustGo and will see this pop-up.

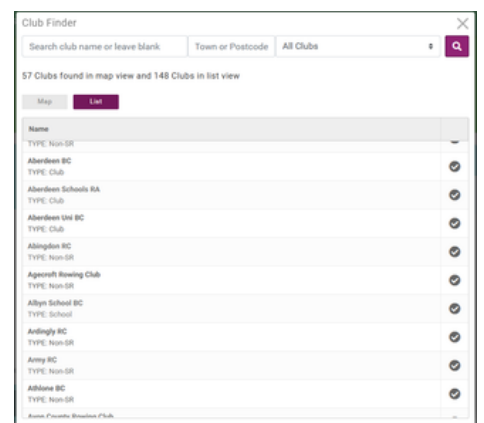
We would recommend you view the tutorial to learn how to use the site to your advantage.

Upon completing the tutorial please ensure you go through each of the sections on your profile to fill in all of your details .

Before you can select your membership you need to select your club.



You will see a pop-up to select your club which you can do via the map view or list view. Make sure you select the correct club before moving on.

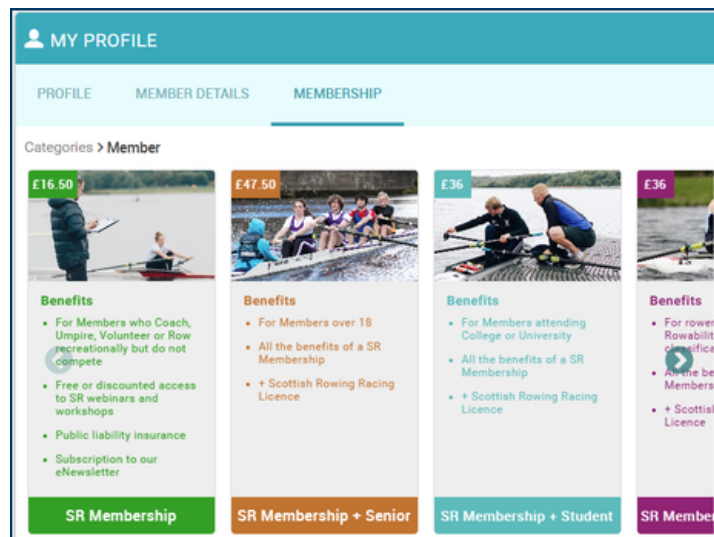


Purchasing a Membership

To purchase your membership go to the Membership tab on your profile.

You will see the different Membership Types you are eligible for based on the details you have filled.

E.g, only those with a date of birth within the junior category will be able to see the option to buy the SR Membership + Junior.



Please make sure you select the correct membership type for you, check out the Membership Types section on the website to find out which membership you should select.

Equality Questions
Please complete the following equality questions

Do you consider yourself to be disabled? *

No ▾

Please identify the nature of your disability.

▾

Please indicate your ethnic group. *

▾

What religion, religious denomination do you belong to? *

▾

Please select which gender best describes how you think about yourself *

▾

Please indicate which of the following best describes how you think about yourself. *

▾

Rower Details

Ability and Ranking Points:

▾

Emergency Contact

First Name

Surname

Relation

Contact Number

Email Address

Please tick to confirm you have read and understand the [membership privacy statement](#)

After selecting a membership to purchase you will have to answer the equality questionnaire and rower details.

For the 'Ability and Ranking Points', if you have rowed before and are unsure on what points you have, please get in touch with us.

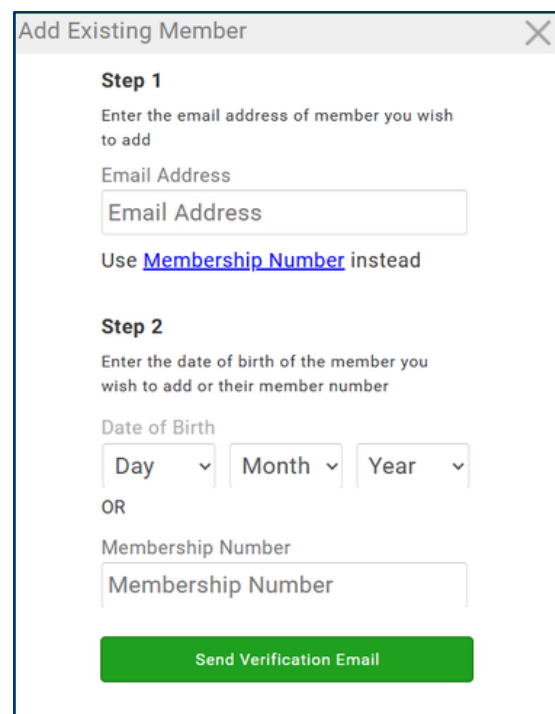
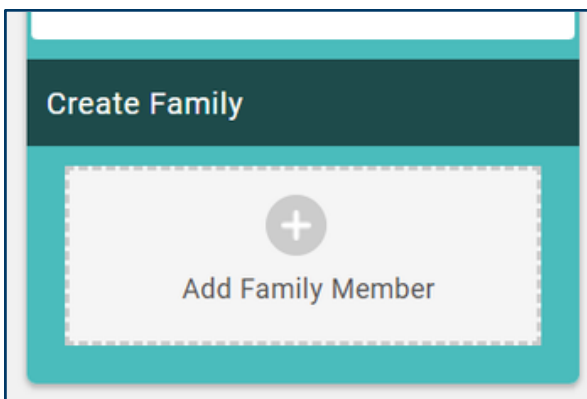
Please answer the questionnaire as best you can, the information gathered is used to report to **sportscotland** every year to help determine our funding year on year.

Setting up a Family

The Family feature allows for two or more profiles to be linked to create a Family Group. This grouping makes it easier to manage memberships, registrations, renewals, and payments for multiple related individuals under one profile.

We recommend those who have multiple children rowing create a family profile.

01. Set up the individual accounts as described above and take note of the membership numbers for each.
02. Log in to the account you wish to use as the main account, go to the 'My Profile' section and click on the 'Add Family Member' button on the left.
03. Select 'Add Existing Member' and fill in all the details, then send the verification email. Check your email and accept the membership request.
04. Once accepted, log off and back on again and the profile should now appear in the Family section.

A screenshot of a web form titled 'Add Existing Member' with a close button (X) in the top right corner. The form is divided into two steps. Step 1 is titled 'Step 1' and asks the user to 'Enter the email address of member you wish to add'. It features a text input field labeled 'Email Address' with the placeholder text 'Email Address'. Below the field, it says 'Use [Membership Number](#) instead'. Step 2 is titled 'Step 2' and asks the user to 'Enter the date of birth of the member you wish to add or their member number'. It has a 'Date of Birth' section with three dropdown menus for 'Day', 'Month', and 'Year'. Below this, it says 'OR' and has a 'Membership Number' section with a text input field labeled 'Membership Number'. At the bottom of the form is a green button with the text 'Send Verification Email'.

Competing as a Non-Scot in Scotland

To compete at a Scottish event as a member of a non-Scottish club you will need to have a Non-SR membership, this is free for those with a British Rowing or National Federation membership (for those from outside the UK). Follow the steps above to create an account and purchase a Non-SR Club membership.

Before you can select the Non-SR membership you will need to select your club. If your club is new to competing in Scotland, the club will need to be added to our system.


How to add your club to Scottish Rowing

Club Secretaries must send the following information to the email below:

- Full name of club
- Full address of club
- Club contact email
- Club contact phone number (if available)

Contact Us:

srmembership@scottish-rowing.org.uk



£0

Benefits

- Ability to enter Scottish Rowing affiliated events in Scotland
- Must be used in conjunction with a valid licence from another Rowing Federation

Non-SR Club

More info


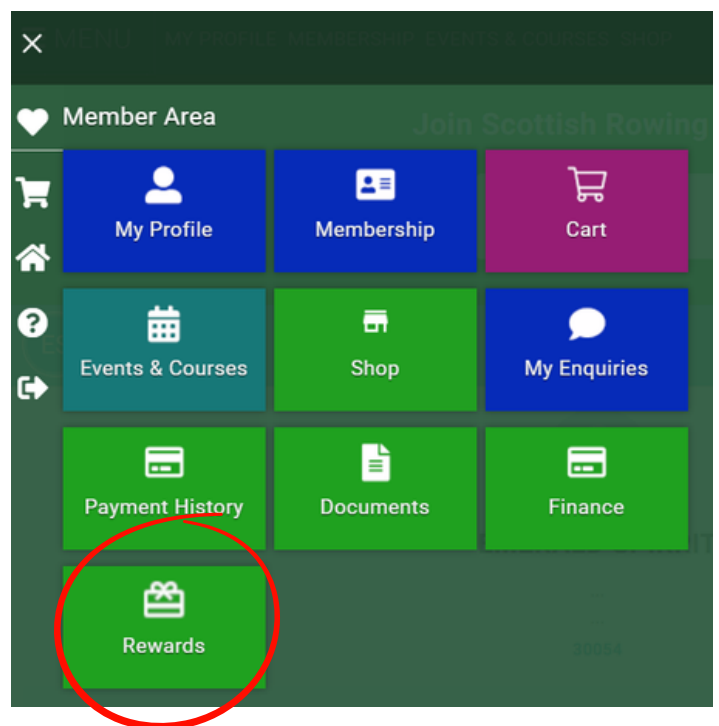
Accessing Rewards

As part of your membership with us you have access to the JustGo Endurance Zone Rewards Scheme. The rewards scheme offers access to exclusive discounts, lifestyle benefits and activity rewards from 100s of sporting brands. The offers are updated regularly.

To access the rewards go to the menu icon in the top left corner and select the 'Rewards' button.

This will re-direct you to the rewards site.

You must have a valid membership to be able to access the rewards site.





Support

If you need to get in touch with us for any reason please contact us using the details listed below.

Membership Support -
srmembership@scottish-rowing.org.uk

General Enquiries -
office@scottish-rowing.org.uk

Tel: 01698 250206

Scottish Rowing Centre, 366 Hamilton Road,
Motherwell, ML1 3ED